



District Report Card: 2017


State: Punjab	District: Mohali
Class: 5	Subject: Language
Schools: 61	Students: 1113


Participation/Coverage


Students

 GENDER	Boys		Girls	
	Number	%	Number	%
	576	51.75	537	48.25

 AREA	Rural		Urban	
	Number	%	Number	%
	692	62.17	421	37.83

 CATEGORY	SC		ST		OBC		GEN	
	Number	%	Number	%	Number	%	Number	%
	446	40.07	2	0.18	295	26.50	370	33.24

 CWSN	LD	VI	HI	S&LD	ID	Oth
	0	27	1	4	8	15

 Management	Government		Government-aided	
	Number	%	Number	%
	1068	95.96	45	4.04

Average Performance of Students in Language (%)

Overall	Gender		Area		Management		Social Group			
	Male	Female	Rural	Urban	Govt.	Aided	SC	ST	OBC	GEN
48.46	46.97	50.07	48.77	47.97	48.37	50.67	45.65	60.00	49.42	51.03

Performance on Learning Outcomes (LOs)

Learning Outcomes	Description	Average Performance(%)
L504	Reads and comprehends independently storybooks, news items/ headlines, advertisements etc.	38.67
L508	Reads text with comprehension, locates details and sequence of events	53.36

Range of Performance of Students who Answered Correctly							
Below 30%		30% - 50%		50% - 75%		Above 75%	
Number	%	Number	%	Number	%	Number	%
233	20.93	313	28.12	417	37.47	150	13.48

Lowest Performing Learning Outcomes (LOs)

- 1 - Reads and comprehends independently storybooks, news items/ headlines, advertisements etc. (38.67)
- 2 - Reads text with comprehension, locates details and sequence of events (53.36)